

# El Camino EL-3000

Downlighting  
Pathlighting  
Architectural Lighting  
Area Lighting  
Deck/Dock Lighting  
Recreational Lighting  
Stairway/Step Lighting



**Nightscaping®**  
1705 E. Colton Avenue  
Redlands, California 92374  
Tel: (909) 794-2121  
Fax: (909) 794-7292  
Help Line: (800) 544-4840  
Email: wlocklin@nightscaping.com  
<http://www.nightscaping.com>

Have Nightscaping® custom design an El Camino for your special projects. The El Camino, when installed to exact specifications, stands over 13 feet tall and based on your specifications can have either line voltage light sources or low voltage light sources factory installed. The solid cast aluminum bell is over 18" in diameter at its widest point and can be custom cast with the owner's name, initials, estate name or any other message desired. Try using it as an entry marker or light source for large commercial applications.

**Standard Lamp:** 300W - 120V Incandescent (Standard)

**Material:** **Bell:** Cast Aluminum  
**Stem:** Galvanized Conduit

**Finish:** EL-3000 -1, -7 (Standard)  
EL-3000 -2, -3, -4, -8, -9, -AV, -VP, -W  
(Optional w/surcharge)

**Mounting:** 1 ½" Pipe Hook (Included) has male pipe threads on the bottom end. Nightscaping® suggests that the hook be installed on a 3" rigid pipe with an adapter to meet local codes and conditions. Mount so that the bottom of the finished reflector bell is 10'-6" above the ground.

*Nightscaping*™ The Safe System

# EL Camino

## EL-3000

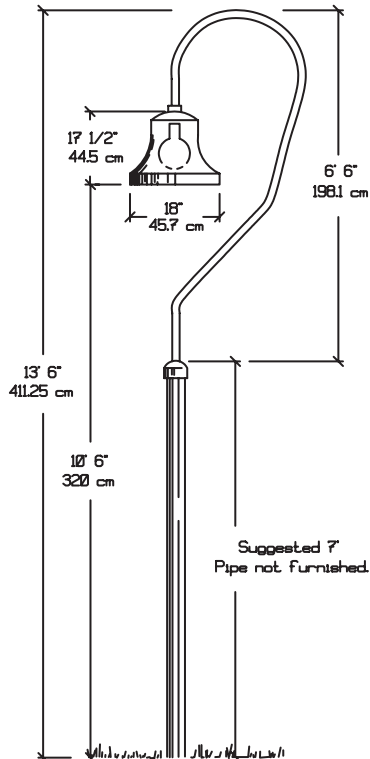
*Nightcaping*™ Safe System

### Options:

<b>Bell:</b>		
EL-3000-1	-BELL	Available as actual ringing bell with clapper - no lamps
<b>Custom Color:</b>		
EL-3000-1	-COLOR	Color chip required. Possible additional cost
<b>Custom Lettering: (Must be submitted in legible writing)</b>		
EL-3000-1	-LTR	Up to 20 characters of 1" high personalized letters on one line
Allow 4 weeks delivery.		
<b>Lamp:</b>		
EL-3000-1	-12V	12-Volt 100-Watt Lamp
EL-3000-1	-HP	High Pressure Sodium Lamp
EL-3000-1	-MV	Self-Ballast Mercury Lamp

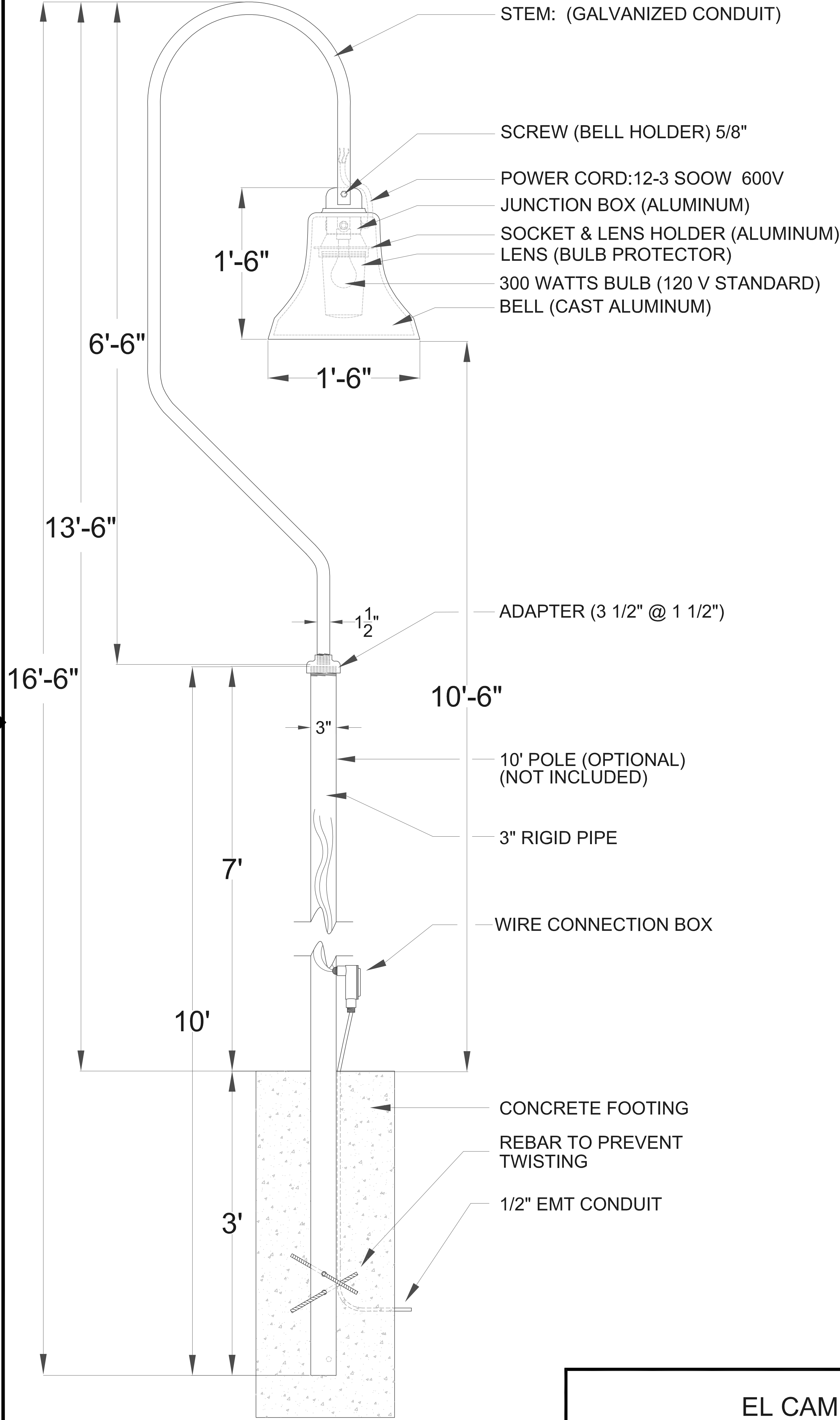
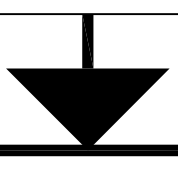
### Warranty:

10-Year 'Repair or Replace' Warranty.



### DESIGN TIP\*

El Caminos are available with spike or conduit mounts.



**MATERIALS**

BELL: CAST ALUMINUM  
STEM: GALVANIZED CONDUIT

**LAMP**

300WATTS (120V INCANDESCENT)

**LENS:**

TEMPERED GLOBE (STANDARD)

**SOCKET:**

MEDIUM BASE

**FINISH:**

- EL-3000
- 1 (BLACK)
- 7 (WEATHERED IRON)  
(STANDARD POLYESTER POWDER COAT)
- EL-3000
- 2 (NATIVE GREEN)
- 3 (TAN)
- 4 (BRONZE)
- 8 (SANDSTONE)
- 9 (EARTHTONE)
- W (WHITE)
- AV (ANTIQUE VERDE)
- VP (VERDE POWDER)  
(OPTIONAL POLYESTER POWDER COAT: ADDITIONAL CHARGE)

**MOUNTING:**

1 1/2"PIPE HOOK (INCLUDED) HAS MALE PIPE THREADS ON THE BOTTOM END. NIGHTSCAPING SUGGESTS THAT THE HOOK BE INSTALLED ON A 3" RIGID PIPE W/ AN ADAPTER TO MEET LOCAL CODES AND CONDITIONS. MOUNT SO THAT THE BOTTOM OF THE FINISHED REFLECTOR-BELL IS 10'-6" ABOVE THE GROUND.

**LAMP REPLACEMENT:**

OUT: TURN LENS COUNTER -CLOCKWISE, PULL OUT, TURN BULB COUNTER -CLOCKWISE, PULL OUT  
IN: PUT IN NEW BULB, TURN CLOCKWISE, PUT LENS IN TURNING CLOCKWISE

EL CAMINO EL-3000			
<i>Nightscaping</i> <sup>®</sup>			
SIZE <b>A</b>	DRAWN BY LUIS ENRIQUEZ	CLASSIFICATION SPECIALTY LIGHTING	DATE SEPTEMBER 1, 2006

